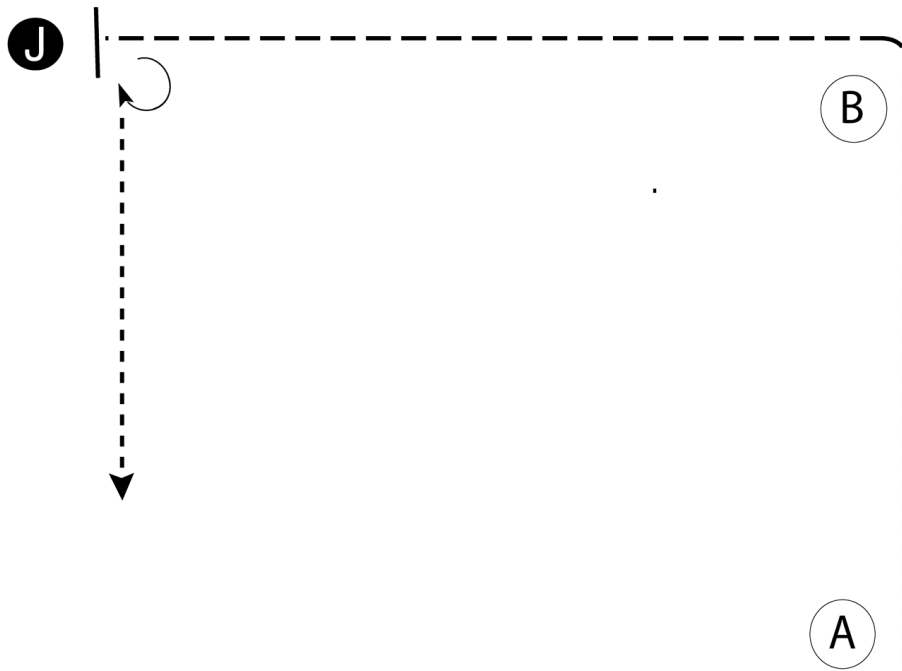


DQHA ESWHSA

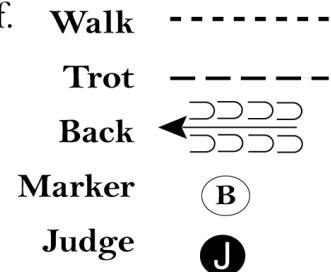
SHOWMANSHIP (MINI, ADULT, 18 & U, 9 & U)

Show Date: 05-08-2022



Be ready at A.

1. Walk to B.
2. Trot around B and to judge.
3. Stop and set up for inspection.
4. When dismissed, turn 270 degrees and walk straight off.



[S/WT-23]

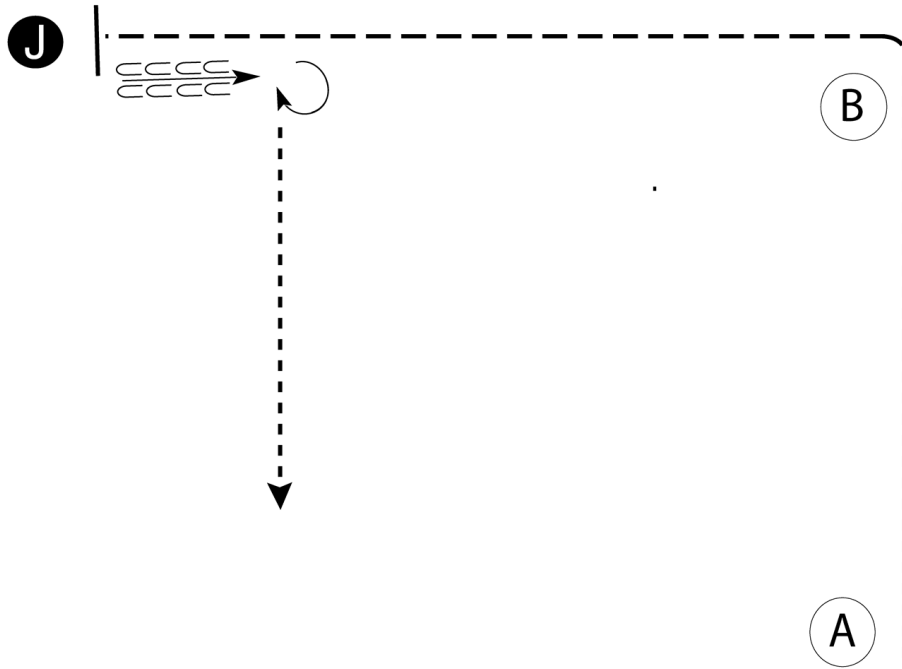
Pattern Provided by:

JUDGES

DQHA ESWHSA

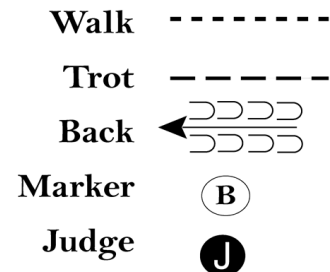
SHOWMANSHIP (10-13, 14-18, ADULT)

Show Date: 05-08-2022



Be ready at A.

1. Walk to B.
2. Trot around B and to judge.
3. Stop and set up for inspection.
4. When dismissed, back one horse length.
5. Turn 270 degrees and walk straight off.



[S/1-23]

Pattern Provided by:

JUDGES

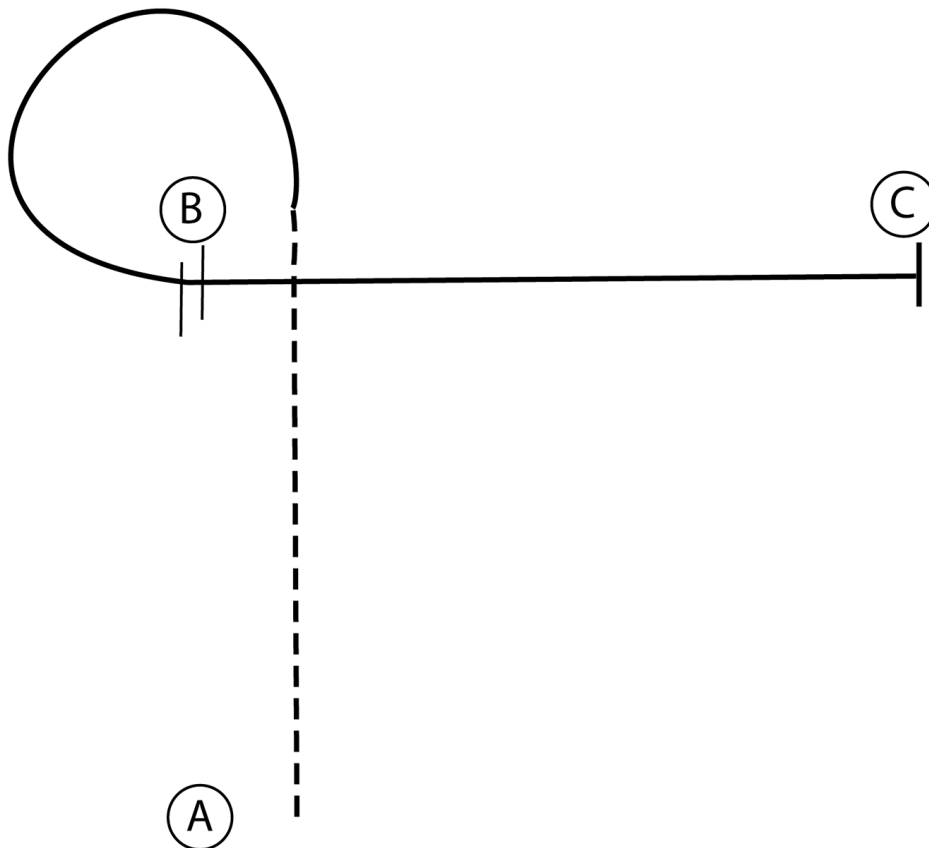
DQHA ESWHSA

ENGLISH EQUITATION (WALK/TROT/CANTER)

Show Date: 05-08-2022

w w w . H o r s e S h o w P a t t e r n s . c o m

w w w . H o r s e S h o w P a t t e r n s . c o m



1. Posting trot A to B on the right diagonal
2. At B canter on the right lead around B
3. At B perform a simple lead change and continue to C
4. Stop at C

Walk
Trot	- - - - -
Extended Trot	- - - - -
Canter	—————
Leg Yield	
Lead Change	↙
Back	←←←←←
Marker	⊙ (B)
Sidepass	← - - - - →

[HSE/2-14]

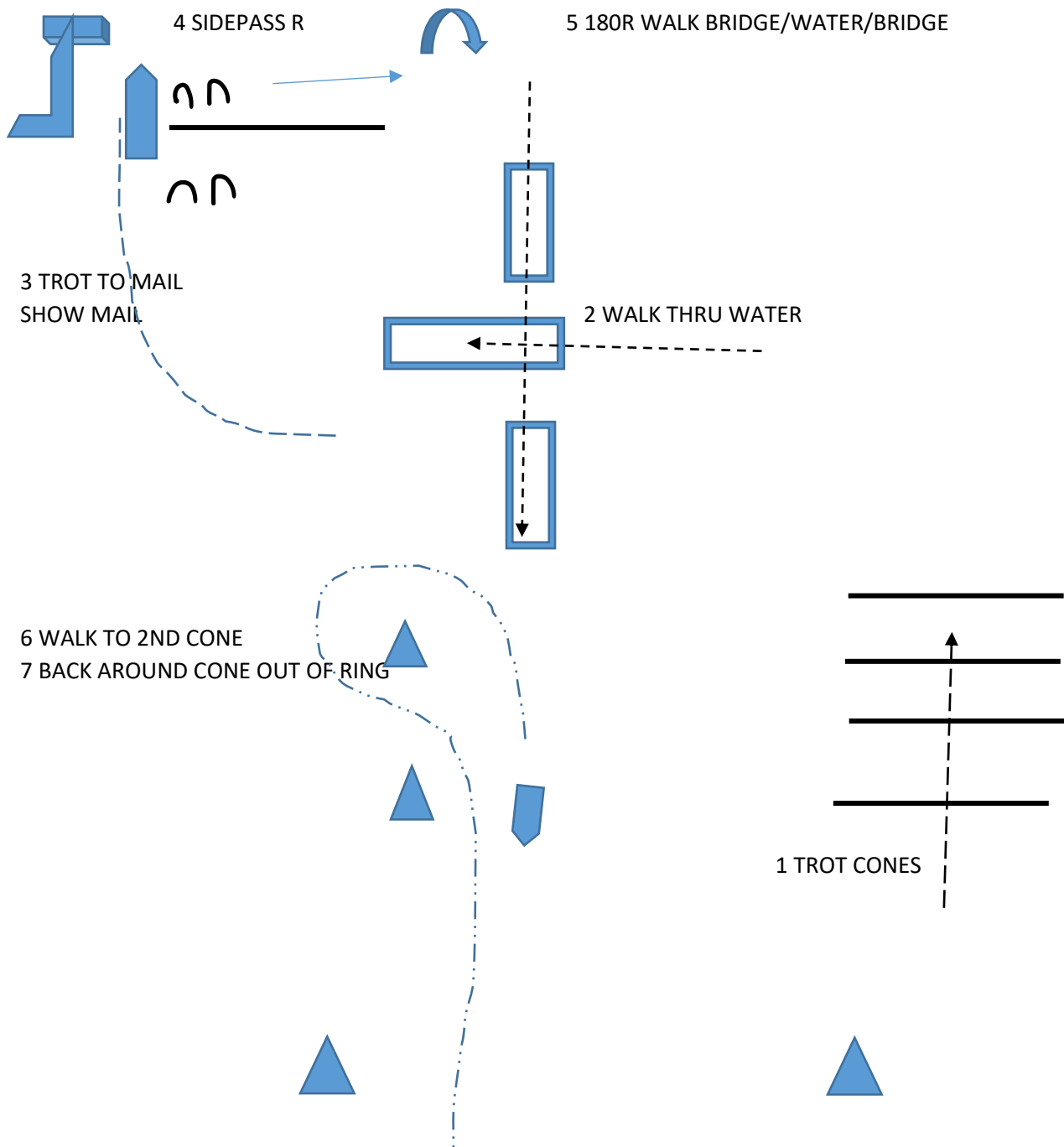
Pattern Provided by:

JUDGES

- 1*TROT POLES
- 2*WALK THRU WATER
- 3*TROT TO MAIL/STOPSHOW MAIL
- 4*SIDEPASS R TO RIGHT
- 5* 180 R WALK BRIDGE/THRU WATER OVER BRIDGE
- 6*WALK TO SECOND CONE/BACK AROUND FIRST CONE
- 7*BACK OUT OF RING



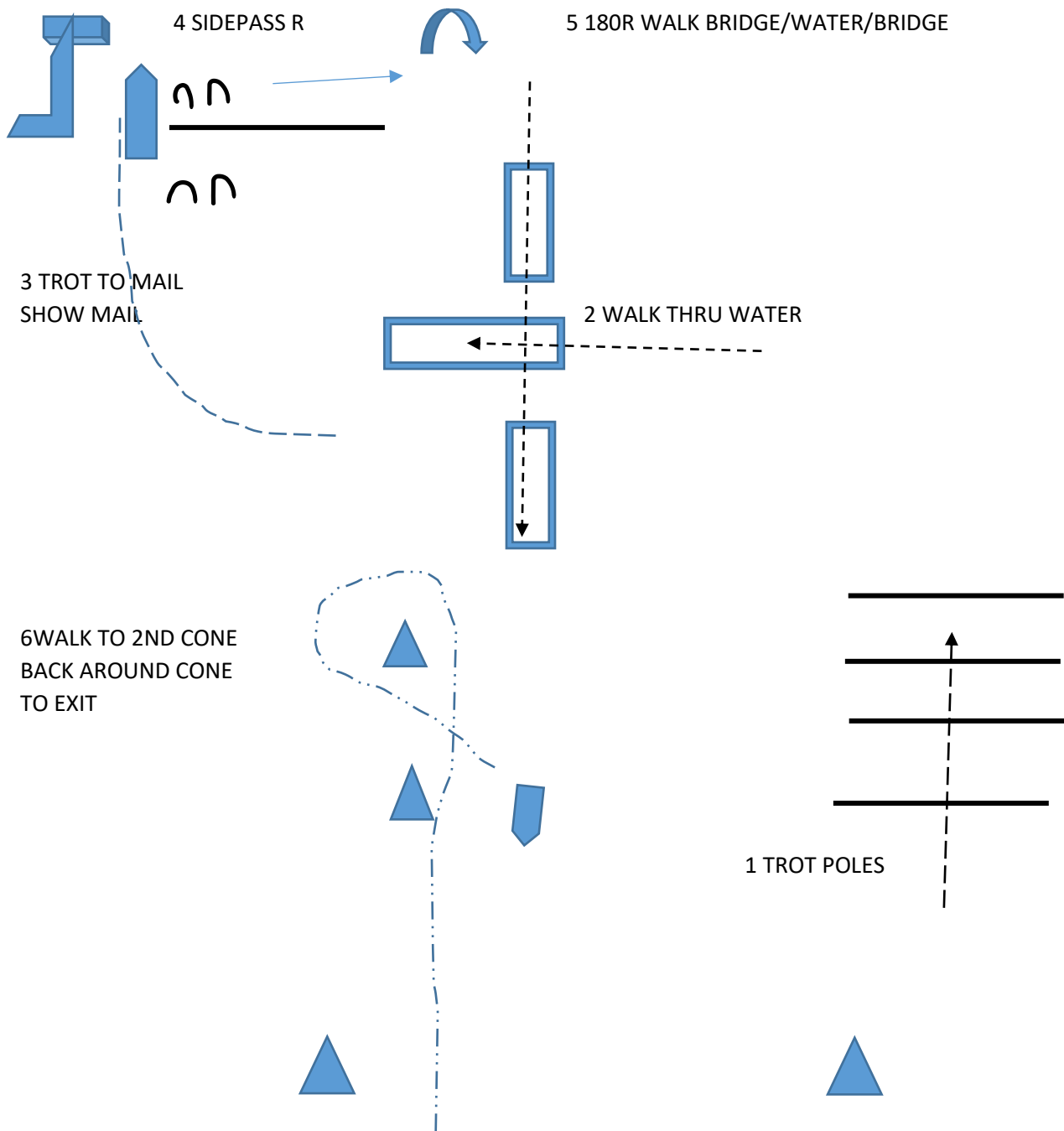
- ESWHSA
- DQHA SPONSORED SHOW
- MINIATURE IN HAND TRAIL MYSTERY
- WALK -----
- TROT - - - - -
- BACK - · - - - -



- 1*TROT POLES
- 2*WALK THRU WATER
- 3*TROT TO MAIL/STOPSHOW MAIL
- 4*SIDEPASS R TO RIGHT
- 5* 180 R WALK BRIDGE/THRU WATER OVER BRIDGE
- 6*WALK TO SECOND CONE/BACK AROUND FIRST CONE
- 7*BACK OUT OF RING



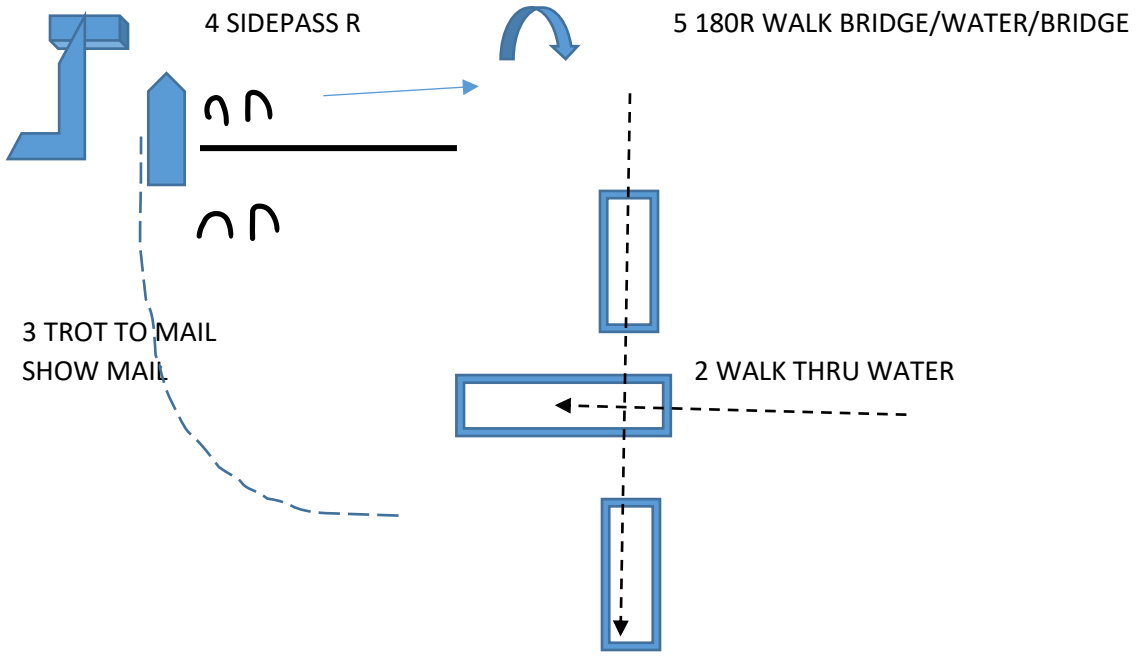
- ESWWSA
- DQHA SPONSORED SHOW
- MINIATURE IN HAND TRAIL OPEN
- WALK -----
- TROT - - - - -
- BACK - · - - - -



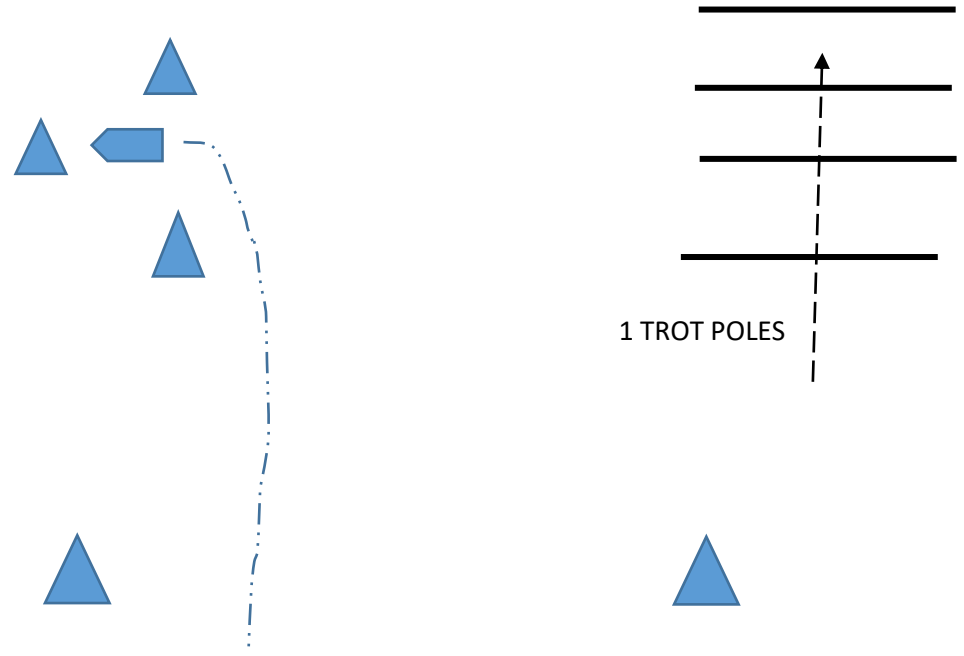
- 1*TROT POLES
- 2*WALK THRU WATER
- 3*TROT TO MAIL/STOPSHOW MAIL
- 4*SIDEPASS R TO RIGHT
- 5* 180 R WALK BRIDGE/THRU WATER OVER BRIDGE
- 6*WALK INTO CONES
- 7*BACK OUT OF RING



ESWWSA
 DQHA SPONSORED
 SHOW
 MINIATURE IN HAND
 TRAIL YTH/YRLG/PONY
 WALK -----
 TROT - - - - -
 BACK - · - - - -



- 6 WALK IN CONES
- 7 BACK OUT RING



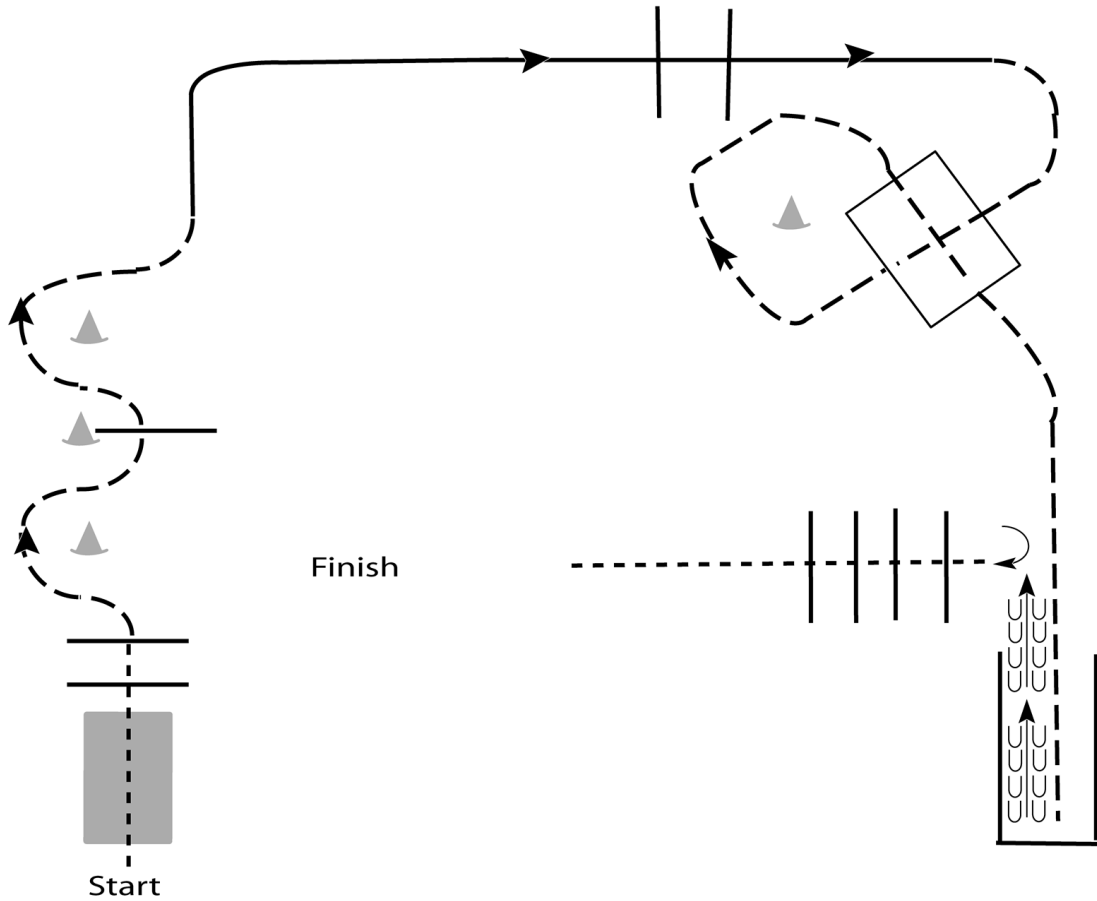
DQHA ESWHSA

TRAIL (ADULT, 14-18, 10-13)

Show Date: 05-08-2022

www.HorseShowPatterns.com

www.HorseShowPatterns.com



Be ready at start.

1. Walk over bridge and over poles.
2. Jog through serpentine and over pole.
3. Lope on the right lead over poles.
4. Jog through box and into chute.
5. Back out of chute.
6. Turn 90 degrees and walk over poles.

Walk	-----
Jog	-----
Extended Jog	-----
Lope	—————
Leg Yield	
Lead Change	—/—
Back	←←←←←
Marker	ⓑ
Sidepass	←-----→

[T/1-6]

Pattern Provided by:

JUDGES

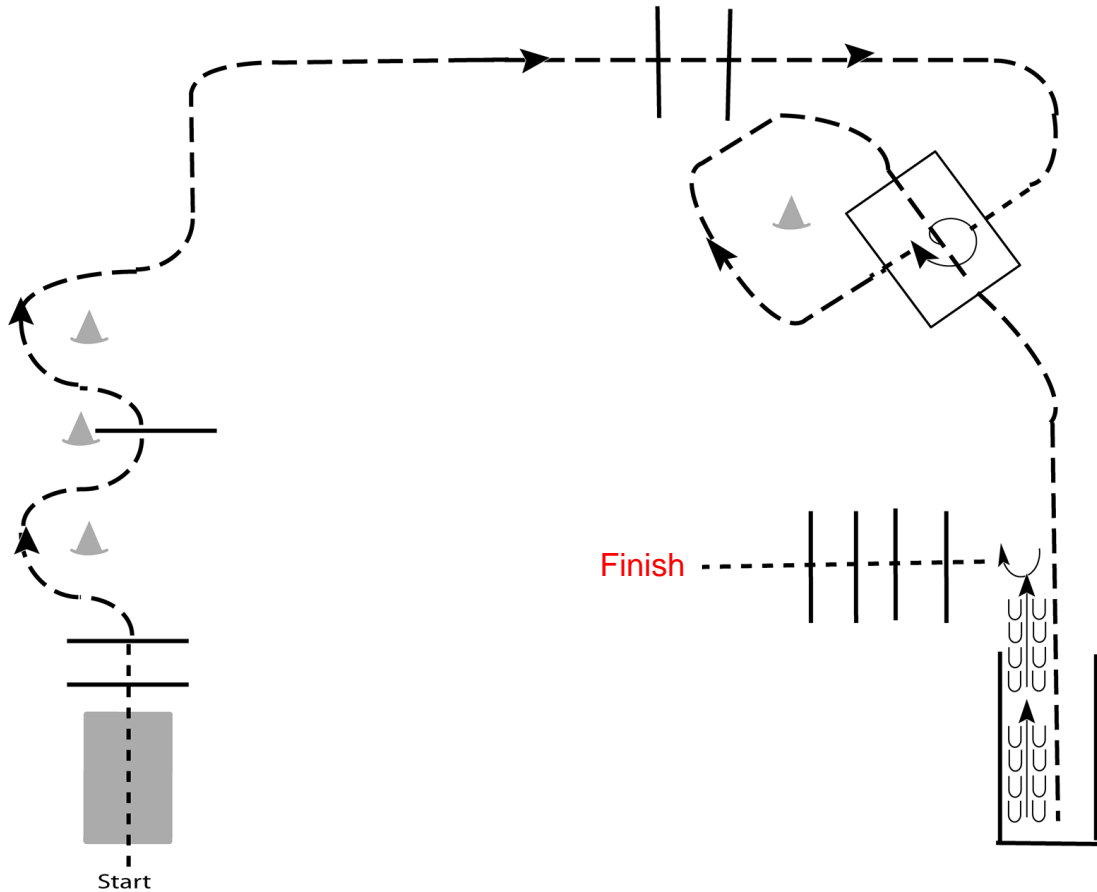
DQHA ESWHSA

TRAIL (9 & U, ADULT, 18 & U)

Show Date: 05-08-2022

www.HorseShowPatterns.com

www.HorseShowPatterns.com



1. Walk over bridge and over poles.
2. Jog through serpentine and over pole.
3. Continue to jog over poles.
4. Break to a walk and walk into box. Turn a full turn to the right and walk out of box.
5. Jog through box and into chute
6. Back out of chute
7. Turn 90 degrees and walk over poles

Walk	-----
Jog	-----
Extended Jog	-----
Lope	—————
Leg Yield	
Lead Change	—/—
Back	←←←←←
Marker	Ⓚ
Sidepass	←-----→

[T/1-6]

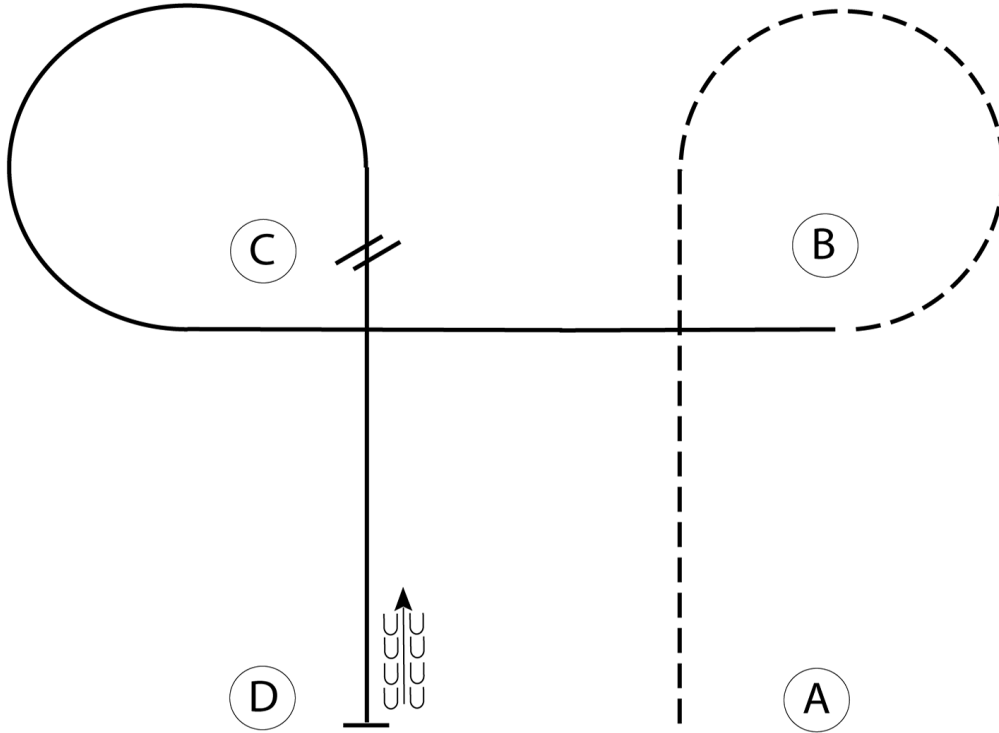
Pattern Provided by:

JUDGES

DQHA ESWHSA

HORSEMANSHIP (ADULT, 14-18, 10-13)

Show Date: 05-08-2022



Be ready at A.

1. Jog A to B.
2. Jog a circle around B.
3. At B, lope on the right lead to C.
4. Lope a circle around C.
5. At C, perform a simple lead change and continue to D.
6. At D, stop and back one horse length.

Follow the instructions of your ring steward.

Walk	-----
Jog	- - - - -
Extended Jog	- - - - -
Lope	—————
Leg Yield	
Lead Change	— / —
Back	← ⊞ ⊞ ⊞ ⊞
Marker	⊞
Sidepass	← - - - - - →

[WH/2-13]

Pattern Provided by:
JUDGES

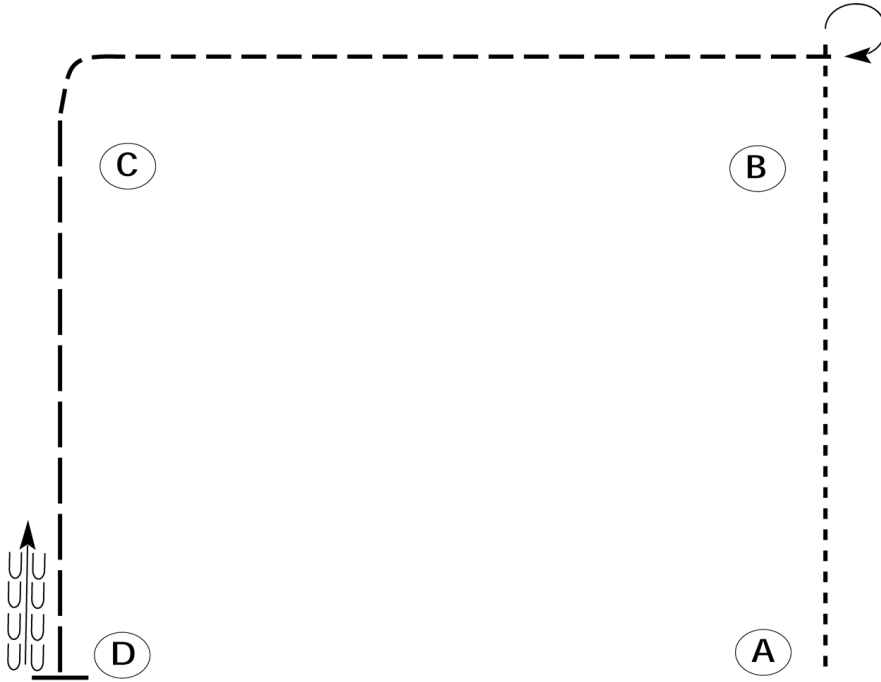
w w w . H o r s e S h o w P a t t e r n s . c o m

w w w . H o r s e S h o w P a t t e r n s . c o m

DQHA ESWHSA

HORSEMANSHIP (9 & U, ADULT, 18 & U)

Show Date: 05-08-2022



Be ready at A.

1. Walk from A to B.
2. Stop past B and execute a 270 degree turn to the right.
3. Jog from B around C.
4. Extend the jog from C to D.
5. Stop at D and back one horse length.

Please exit at a jog.

Walk -----


Jog - - - - -


Extended Jog - - - - -

Lope _____

Leg Yield |||||||

Lead Change 

Back 

Marker 

Sidepass 

[WH/WT-23]

Pattern Provided by:

JUDGES

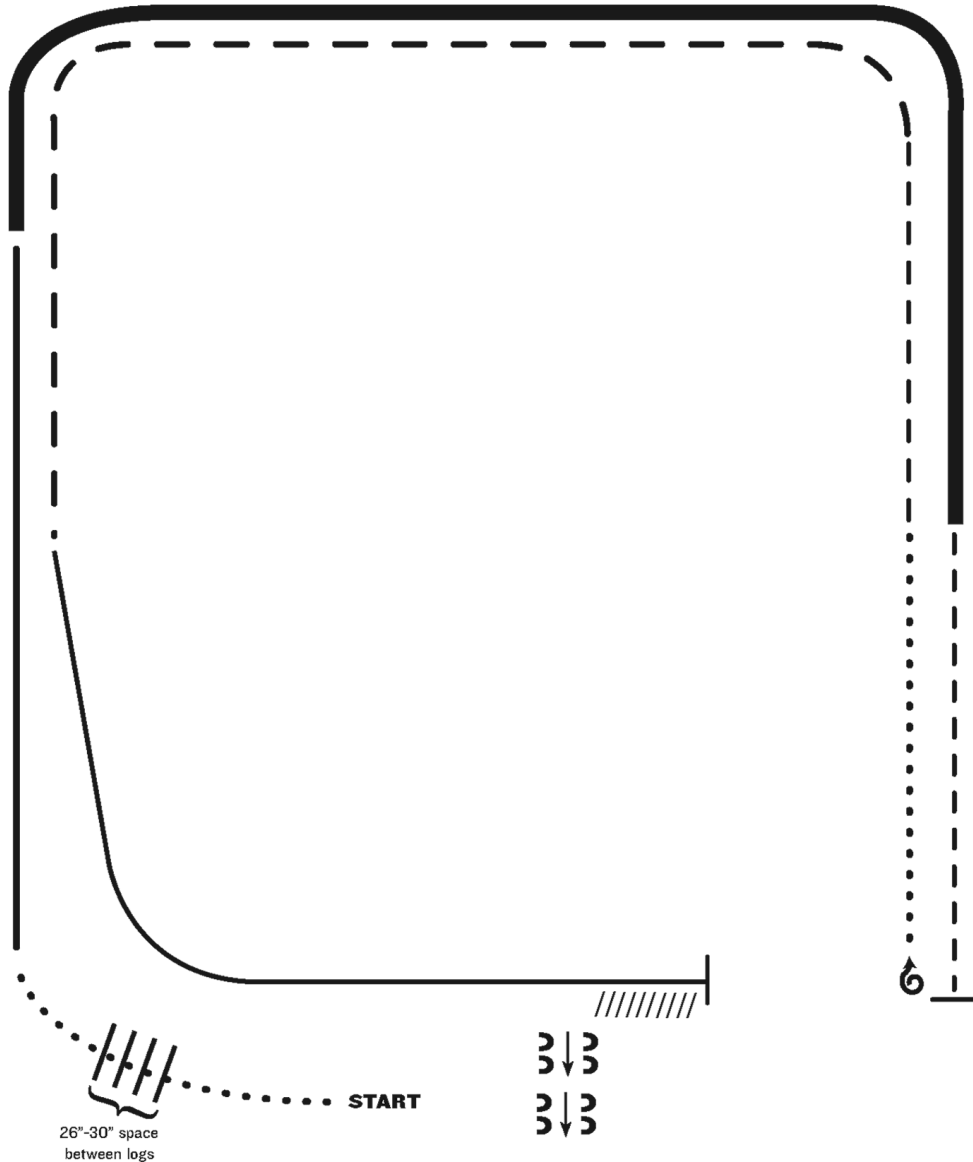
DQHA ESWHSA

RANCH RIDING (WALK/JOG/LOPE)

Show Date: 05-08-2022

www.HorseShowPatterns.com

www.HorseShowPatterns.com



1. Walk
2. Walk over logs
3. Lope right lead
4. Extended lope (right lead)
5. Trot
6. Stop, 1 1/2 turns right
7. Walk
8. Trot
9. Extended trot
10. Lope left lead
11. Stop and Back
12. Side pass right

Note: The drawn description of this pattern is only intended for the general depiction of the pattern. Exhibitors should utilize the arena space to best exhibit their horses.

[RR/AQHA-6]

Pattern Provided by:

JUDGES