

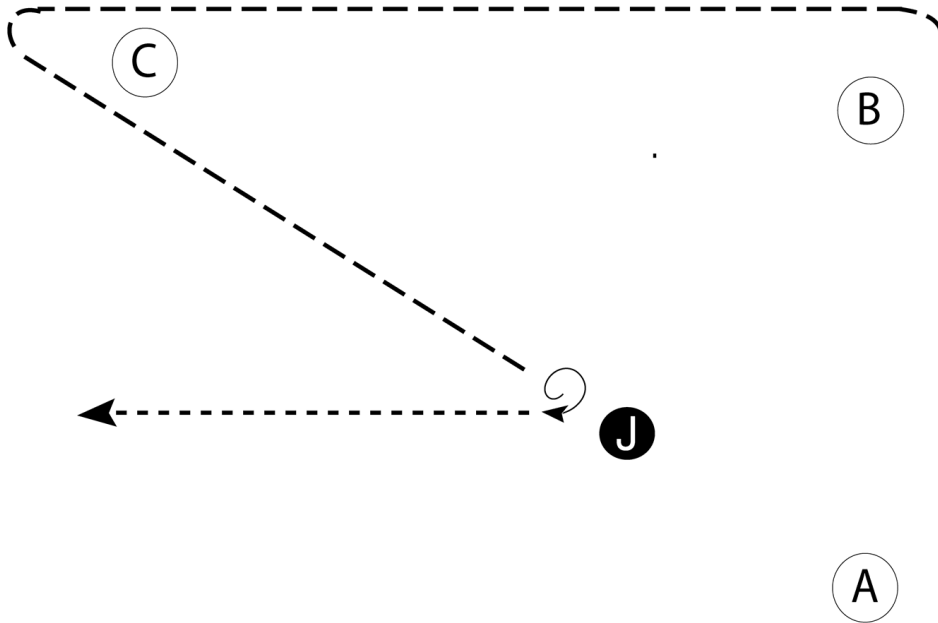
# HOLLY GLEN FARM ESWHSA SHOW

SHOWMANSHIP (Mini Youth / WJ Adult / WJ 18 & Under / 9 & Under)

Show Date: 05-07-2023

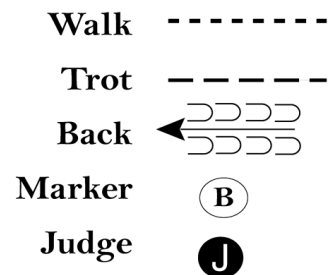
w w w . H o r s e S h o w P a t t e r n s . c o m

w w w . H o r s e S h o w P a t t e r n s . c o m



Be ready at A.

1. Walk to B.
2. At B, trot to and around C and to the judge.
3. Stop and set up for inspection.
4. When dismissed, turn 405 degrees and exit at a walk.



[S/WT-25]

Pattern Provided by:

**JUDGES**

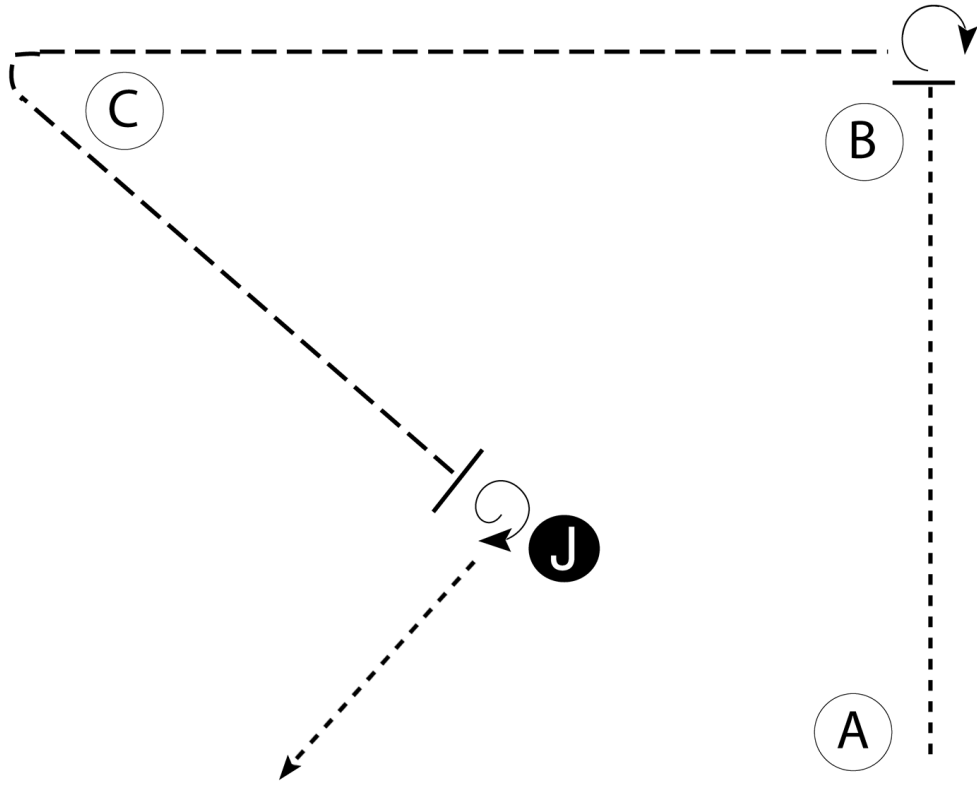
# HOLLY GLEN FARM ESWHSA SHOW

## SHOWMANSHIP (10 - 13 / 14 -18 / ADULT)

Show Date: 05-07-2023

w w w . H o r s e S h o w P a t t e r n s . c o m

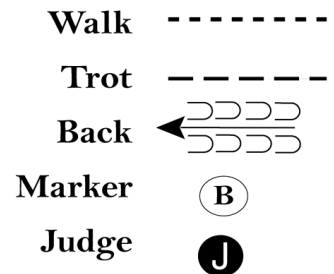
w w w . H o r s e S h o w P a t t e r n s . c o m



Be ready at A.

1. Walk to and past B.
2. Turn 270 degrees.
3. Trot to and around C to judge.
4. Stop at judge and set up for inspection.
5. Turn approximately 45 degrees as shown.
6. Exit at a walk.

Follow the instructions of your ring steward.



[S/1-25]

Pattern Provided by:

**JUDGES**

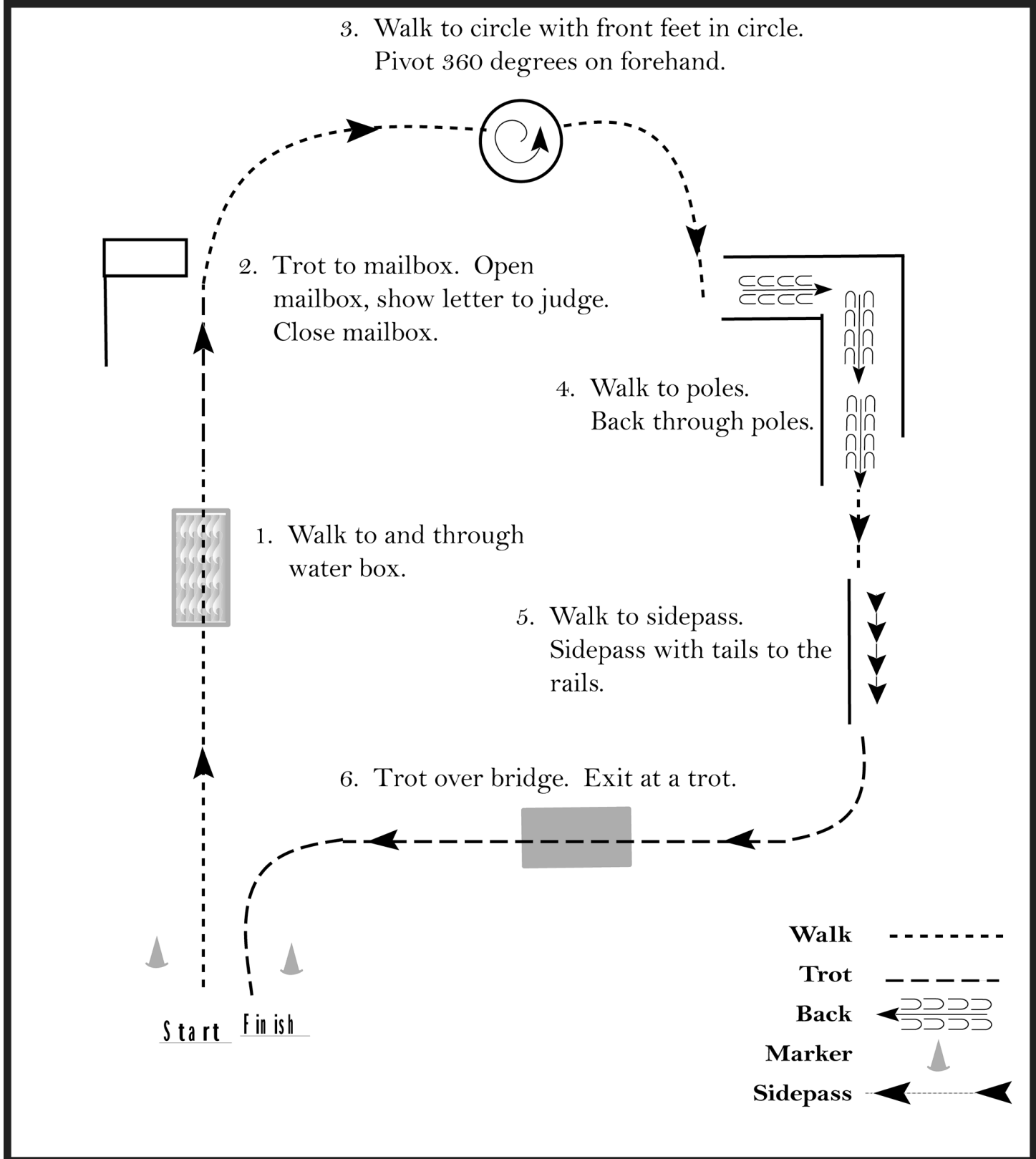
# HOLLY GLEN FARM ESWHSA SHOW

## IN HAND TRAIL (OPEN Mini Horse / YOUTH Mini Horse 18 & Under)

Show Date: 05-07-2023

www.HorseShowPatterns.com

www.HorseShowPatterns.com



[MHP/HO-3]

Pattern Provided by:  
**JUDGES**

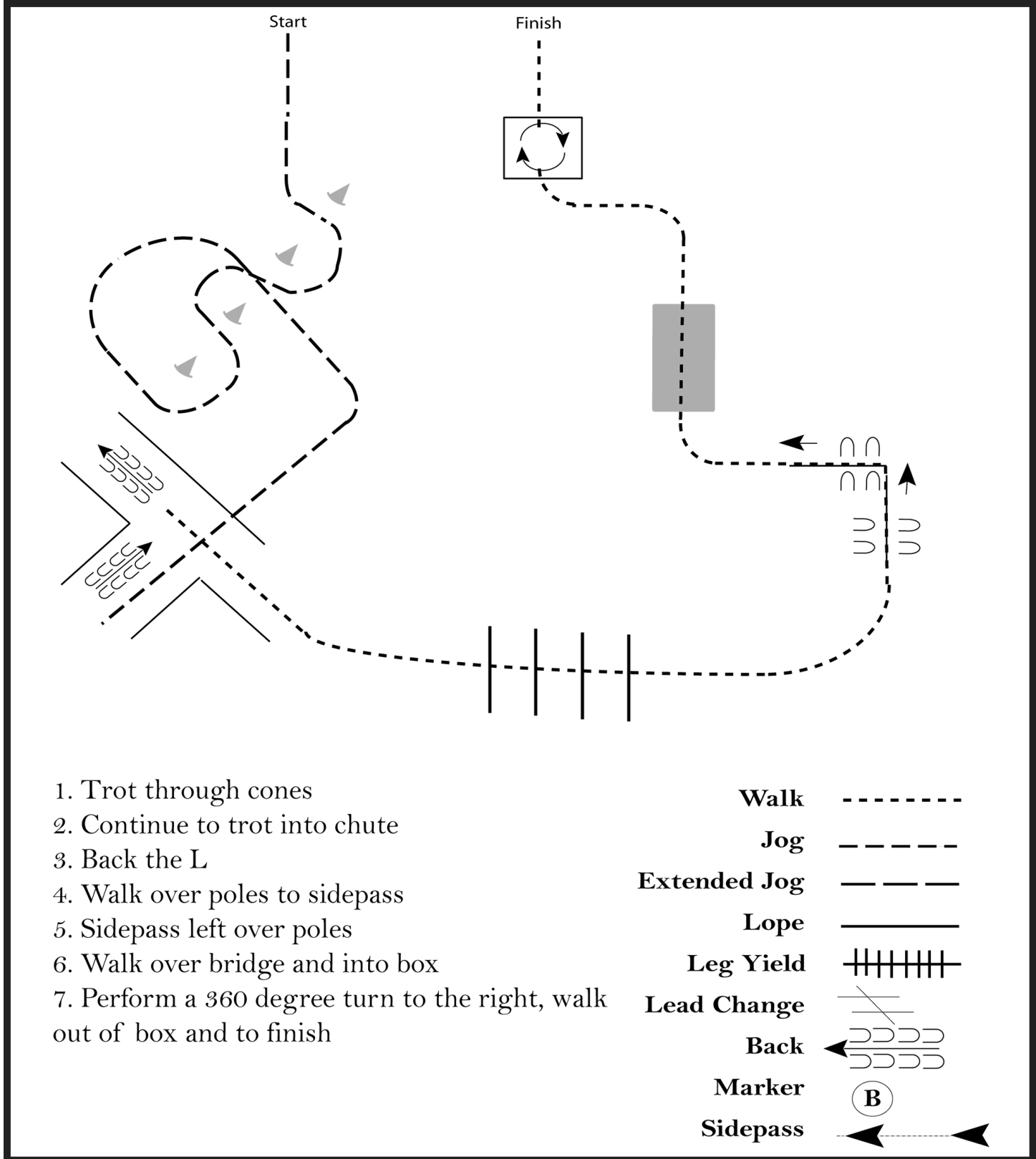
# HOLLY GLEN FARM ESWSHA SHOW

IN HAND TRAIL (YEARLING & 2 YR OLD / PONY OVER 38" TO 58")

Show Date: 05-07-2023

w w w . H o r s e S h o w P a t t e r n s . c o m

w w w . H o r s e S h o w P a t t e r n s . c o m



1. Trot through cones
2. Continue to trot into chute
3. Back the L
4. Walk over poles to sidepass
5. Sidepass left over poles
6. Walk over bridge and into box
7. Perform a 360 degree turn to the right, walk out of box and to finish

<b>Walk</b>	.....
<b>Jog</b>	-----
<b>Extended Jog</b>	- - - - -
<b>Lope</b>	—————
<b>Leg Yield</b>	
<b>Lead Change</b>	///
<b>Back</b>	←←←
<b>Marker</b>	ⓑ
<b>Sidepass</b>	←····→

[T/1-3]

Pattern Provided by:  
**JUDGES**

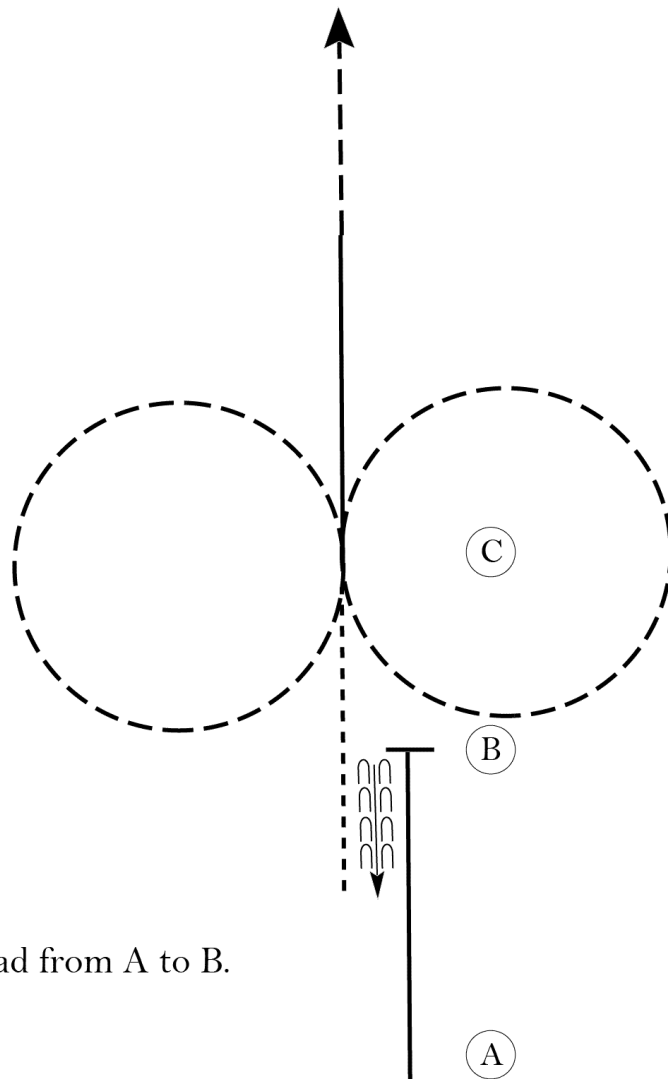
# HOLLY GLEN FARM ESWSA SHOW

## ENGLISH EQUITATION W/T/C

Show Date: 05-07-2023

w w w . H o r s e S h o w P a t t e r n s . c o m

w w w . H o r s e S h o w P a t t e r n s . c o m



Be ready at A.

1. Canter on the left lead from A to B.
2. At B, stop and back.
3. Walk to C.
4. At C, trot a figure eight starting to the right.
5. At C, canter on the right lead.
6. Break to the trot and trot straight away.

Follow the instructions of your ring steward.

Walk	-----
Trot	- - - - -
Extended Trot	— — — — —
Canter	—————
Leg Yield	
Lead Change	↙ ↘
Back	← ← ←
Marker	Ⓚ
Sidepass	← — — — — →
Hand Gallop	— — — — —

[HSE/1-19]

Pattern Provided by:

**JUDGES**

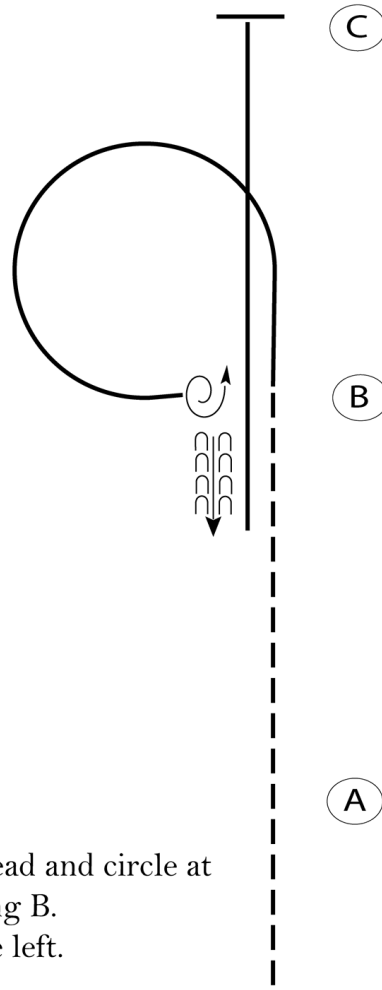
# HOLLY GLEN FARM ESWHSA SHOW

## HORSEMANSHIP (ADULT / 14 -18 / 10-13 )

Show Date: 05-07-2023

w w w . H o r s e S h o w P a t t e r n s . c o m

w w w . H o r s e S h o w P a t t e r n s . c o m



- Begin before A at a jog.
1. Jog from A to B.
  2. At B, lope on the left lead and circle at B as shown. Stop facing B.
  3. Turn 1 1/4 turn to the left.
  4. Back one horse length.
  5. Lope on the right lead to C. Stop at C.

Follow the instructions of your ring steward.

Walk	-----
Jog	- - - - -
Extended Jog	- - - - -
Lope	—————
Leg Yield	
Lead Change	— / —
Back	← C C C C C C C C C C
Marker	Ⓚ
Sidepass	←-----→

[WH/2-17]

Pattern Provided by:  
**JUDGES**

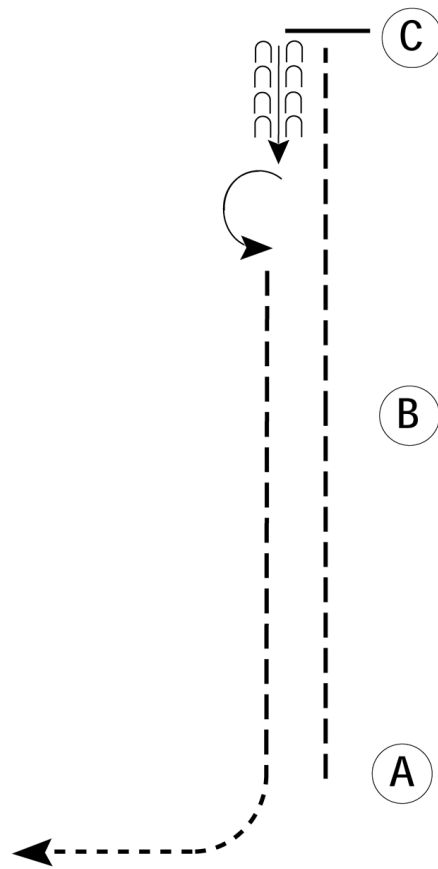
# HOLLY GLEN FARM ESWHSA SHOW

## HORSEMANSHIP WALK JOG ( 9 & Under / WJ Adult / WJ 18 & Under)

Show Date: 05-07-2023

w w w . H o r s e S h o w P a t t e r n s . c o m

w w w . H o r s e S h o w P a t t e r n s . c o m



Be ready at A.

1. Jog to C.
2. Stop at C and back approximately one horse length.
3. Perform a 180 degree turn to the left.
4. Jog to A.
5. Walk at A and turn the corner to the right.

Follow the instructions of your ring steward.

<b>Walk</b>	-----
<b>Jog</b>	- - - - -
<b>Extended Jog</b>	- - - - -
<b>Lope</b>	—————
<b>Leg Yield</b>	
<b>Lead Change</b>	— / —
<b>Back</b>	← — — — — — — — — —
<b>Marker</b>	Ⓚ
<b>Sidepass</b>	← — — — — →

[WH/WT-51]

Pattern Provided by:

**JUDGES**

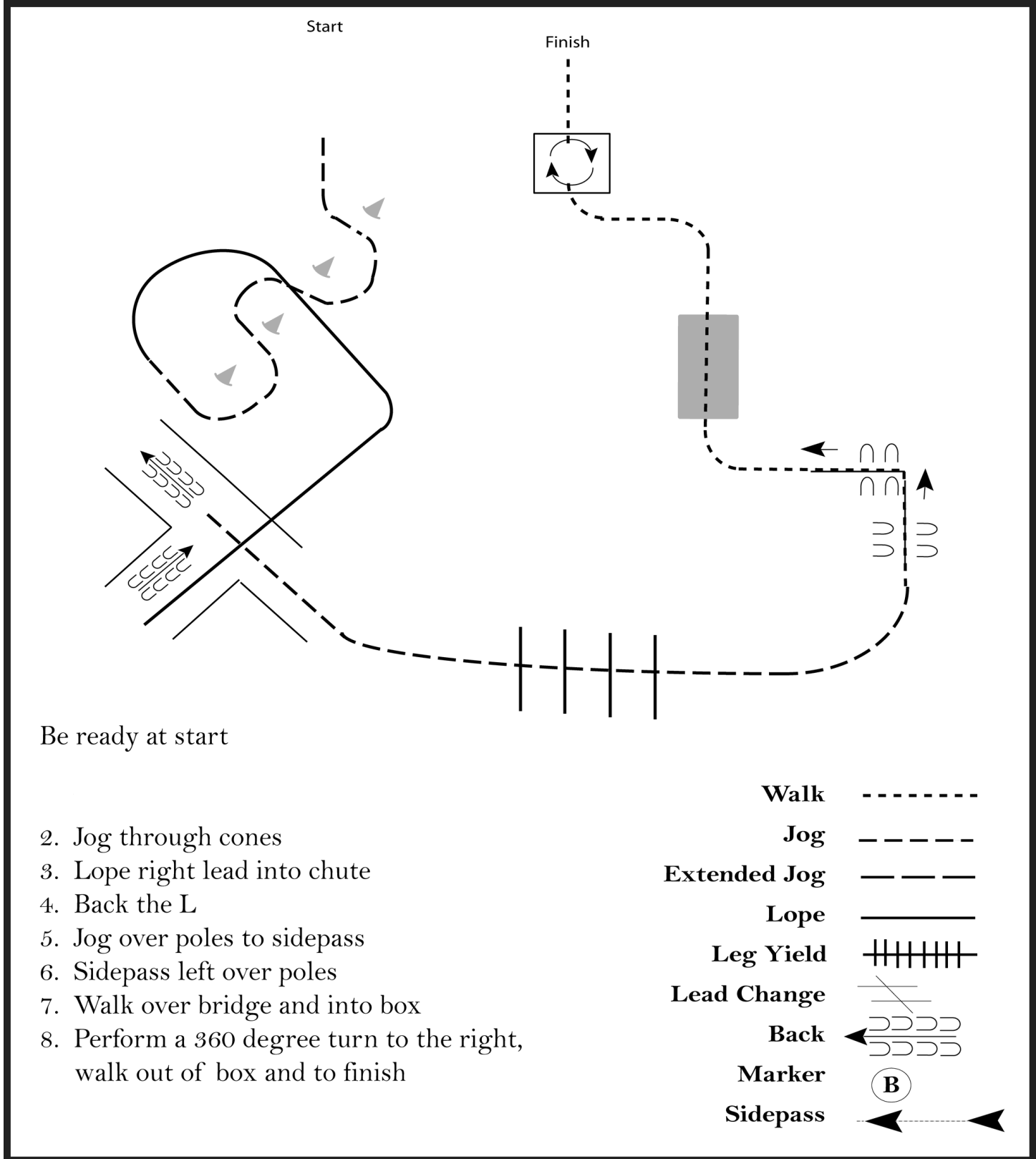
# HOLLY GLEN FARM ESWSHA SHOW

## TRAIL (OPEN / ADULT / 14 - 18 / 10 -13)

Show Date: 05-07-2023

www.HorseShowPatterns.com

www.HorseShowPatterns.com



Be ready at start

2. Jog through cones
3. Lope right lead into chute
4. Back the L
5. Jog over poles to sidepass
6. Sidepass left over poles
7. Walk over bridge and into box
8. Perform a 360 degree turn to the right, walk out of box and to finish

<b>Walk</b>	-----
<b>Jog</b>	- - - - -
<b>Extended Jog</b>	- - - - -
<b>Lope</b>	—————
<b>Leg Yield</b>	
<b>Lead Change</b>	///
<b>Back</b>	←←←←←
<b>Marker</b>	ⓑ
<b>Sidepass</b>	←-----→

[T/1-2]

Pattern Provided by:

**JUDGES**



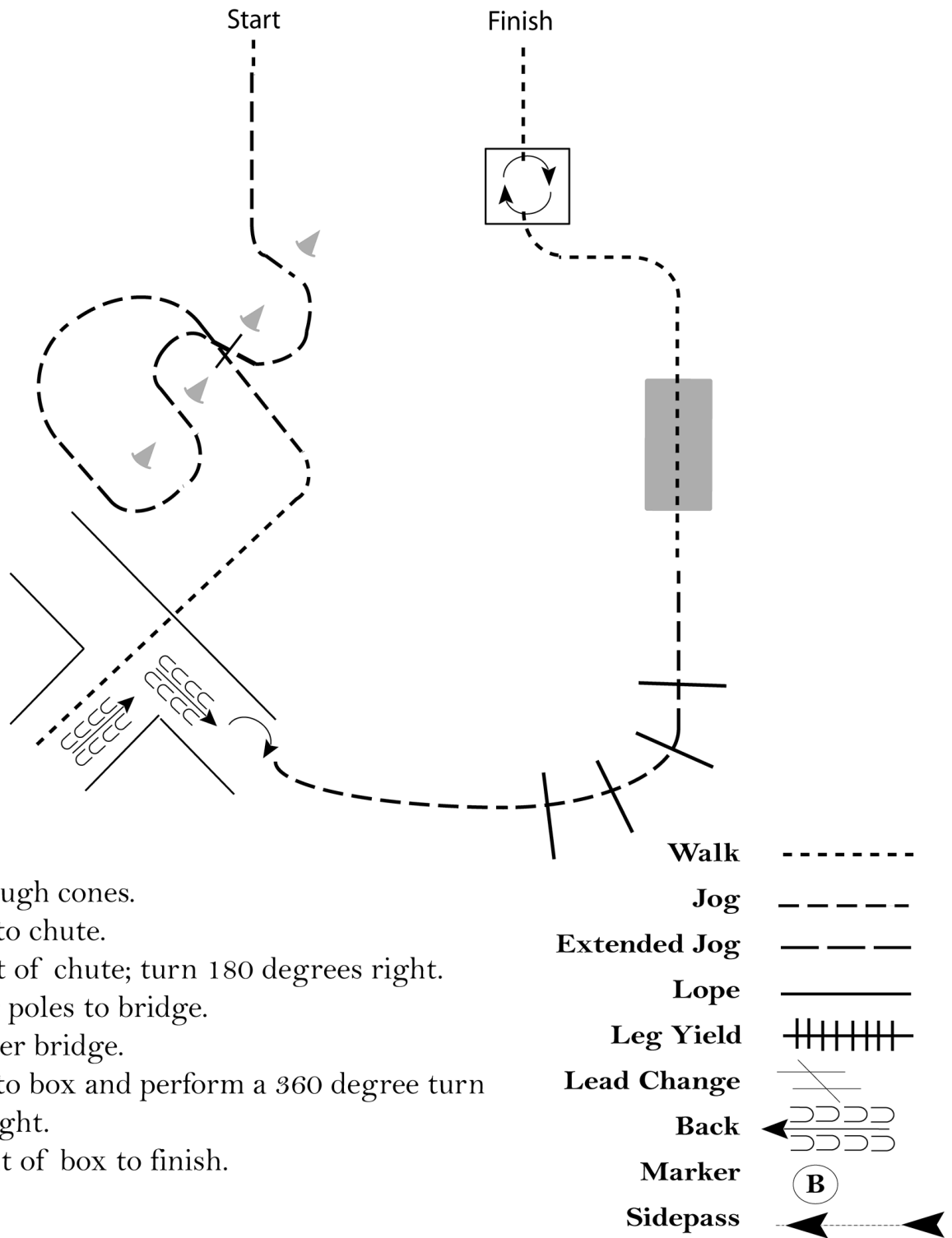
# HOLLY GLEN FARM ESWSHA SHOW

## TRAIL WALK JOG (9 & Under / WJ Adult / WJ 18 & Under)

Show Date: 05-07-2023

www.HorseShowPatterns.com

www.HorseShowPatterns.com



1. Jog through cones.
2. Walk into chute.
3. Back out of chute; turn 180 degrees right.
4. Jog over poles to bridge.
5. Walk over bridge.
6. Walk into box and perform a 360 degree turn to the right.
7. Walk out of box to finish.

Walk	.....
Jog	-----
Extended Jog	- - - - -
Lope	—————
Leg Yield	
Lead Change	///
Back	←←←←←
Marker	ⓑ
Sidepass	←←←←←

[T/WT-6]

Pattern Provided by:

**JUDGES**