

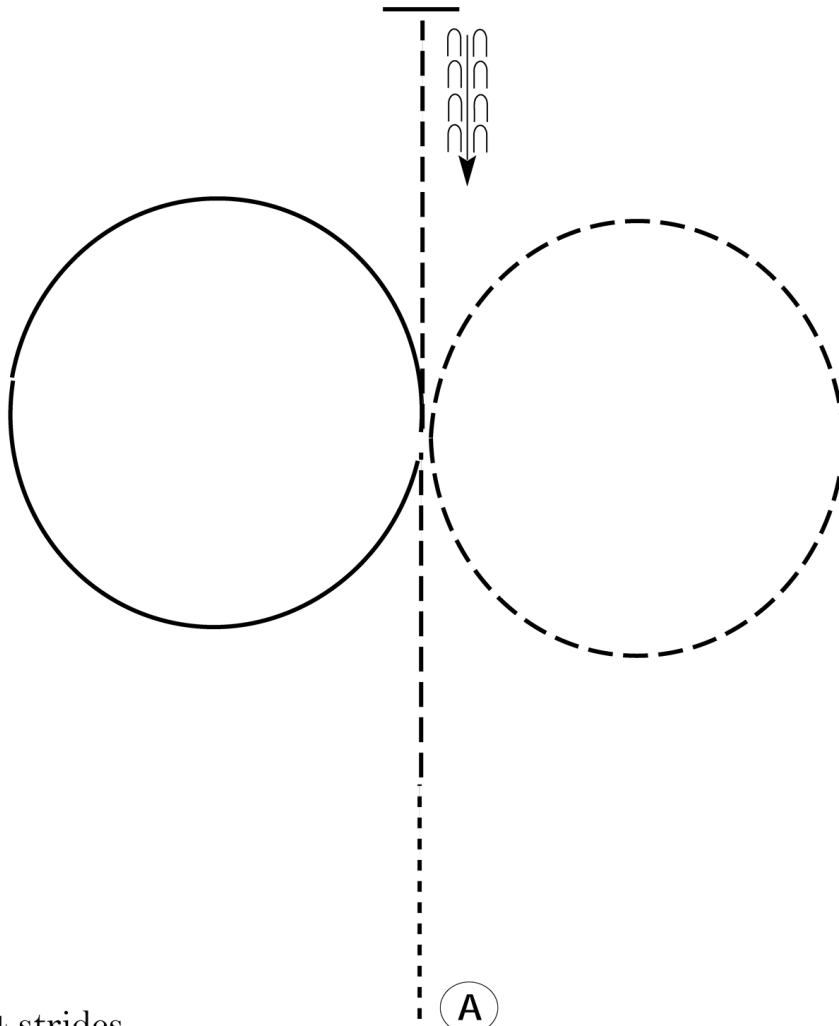
# ESWHSA

## English Equitation (All Riders)

Show Date: 6/25/2023

w w w . H o r s e S h o w P a t t e r n s . c o m

w w w . H o r s e S h o w P a t t e r n s . c o m



Be ready at A.

1. Walk for 3-4 strides.
2. Posting trot on the right diagonal for 6 strides.
3. Canter a circle to the left.
4. Trot a circle to the right on the left diagonal.
5. When at the center, sitting trot in a straight line for 6-8 strides.
6. Halt and back approximately one horse length.

Follow the instructions of your ring steward.

Walk	-----
Trot	- - - - -
Extended Trot	— — — — —
Canter	—————
Leg Yield	
Lead Change	↙ ↘
Back	← ← ← ← ←
Marker	⊙ (B)
Sidepass	← — — — — →
Hand Gallop	— — — — —

[HSE/1-63]

Pattern Provided by:

*Terry Helder*

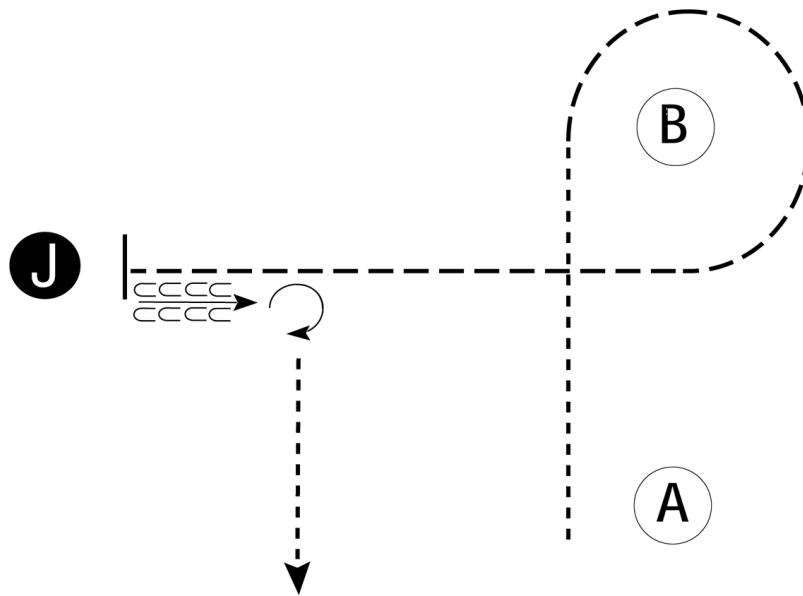
# ESWHSA

## Showmanship (10-13, 14-18, Adult)

Show Date: 6/25/2023

w w w . H o r s e S h o w P a t t e r n s . c o m

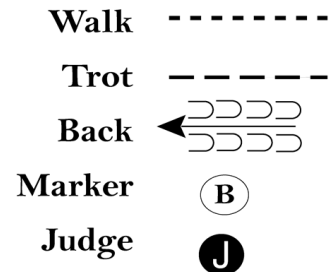
w w w . H o r s e S h o w P a t t e r n s . c o m



Be ready at A.

1. Walk from A to B.
2. Trot around B and to judge.
3. Stop and set up for inspection.
4. When dismissed, back approximately one horse length.
5. Perform a 270 degree turn and walk away.

Please exit the arena at the direction of the ring steward.



[S/3-55]

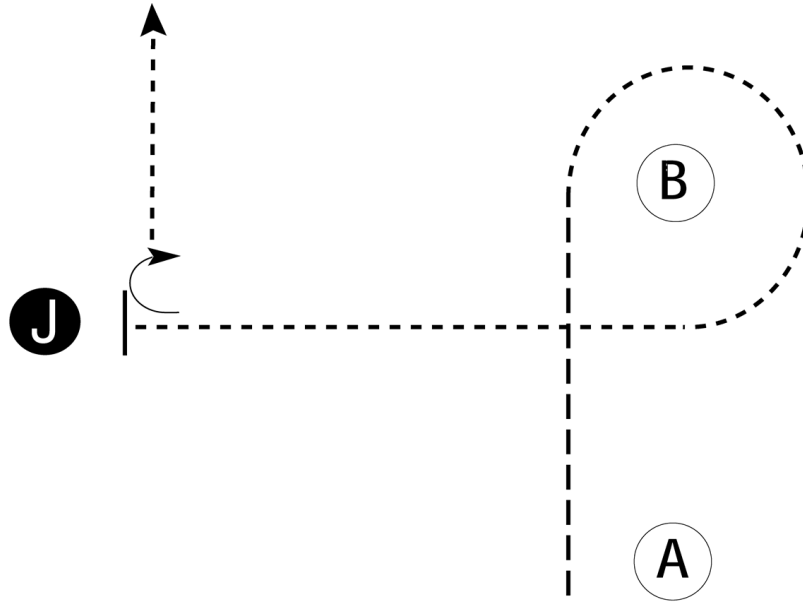
Pattern Provided by:

*Terry Helder*

# ESWHSA

## Showmanship (9 & under, Ltd Youth, Ltd Adult )

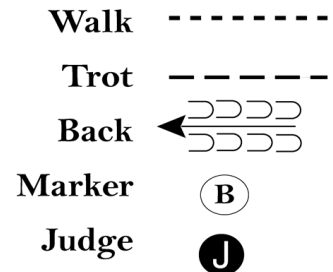
Show Date: 6/25/2023



Be ready at A.

1. Trot from A to B.
2. Walk around B and to judge.
3. Stop and set up for inspection.
4. When dismissed, perform a 90 degree turn and walk away.

Follow the instructions of your ring steward.



[S/WT-55]

Pattern Provided by:

*Terry Helder*

w w w . H o r s e S h o w P a t t e r n s . c o m

w w w . H o r s e S h o w P a t t e r n s . c o m

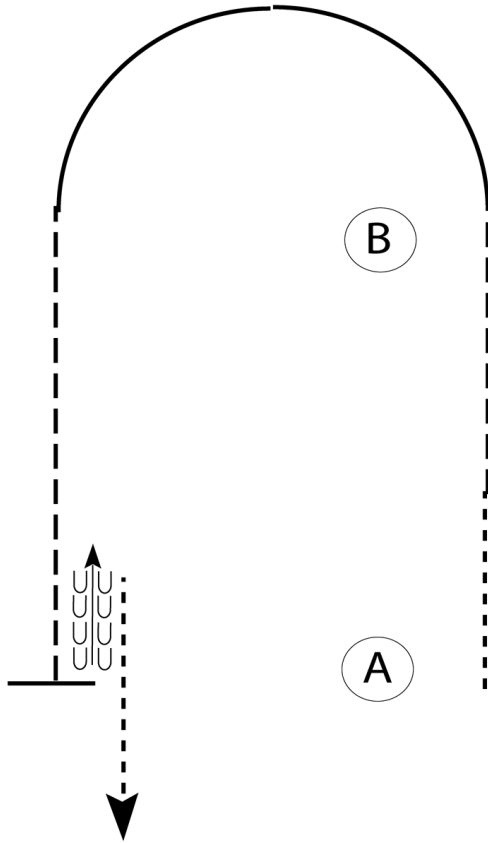
# ESWWSA

## Horsemanship (10-13, 14-18, Adult)

Show Date: 6/25/2023

w w w . H o r s e S h o w P a t t e r n s . c o m

w w w . H o r s e S h o w P a t t e r n s . c o m



Be ready at A.

1. When acknowledged, walk two horse lengths from A.
2. Jog to B.
3. Lope on the left lead in a half circle until even with B.
4. Jog until even with A.
5. Stop even with A and back approximately one horse length.
6. Exit pattern at a walk.

Follow the instructions of your ring steward.

Walk	-----
Jog	- - - - -
Extended Jog	- - - - -
Lope	—————
Lead Change	
Back	
Marker	(B)

[WH/1-83]

Pattern Provided by:

*Terry Helder*

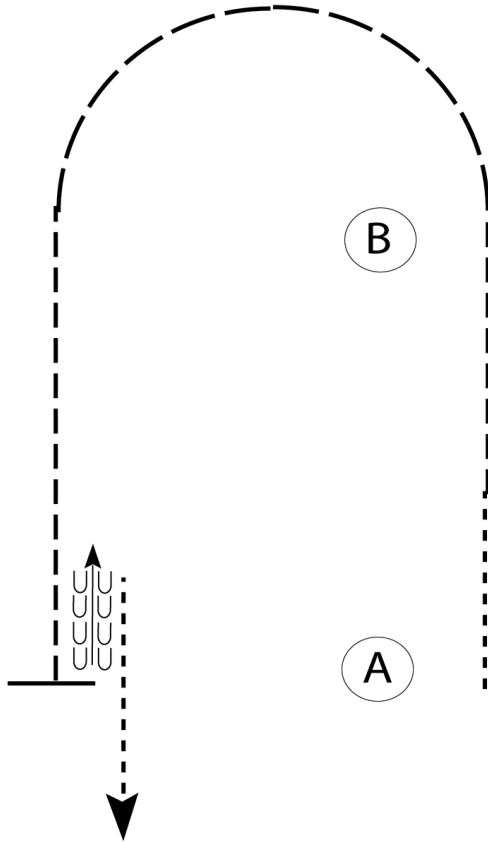
# ESWHSA

## Horsemanship (9 & under, Ltd Youth, Ltd Adult )

Show Date: 6/25/2023

w w w . H o r s e S h o w P a t t e r n s . c o m

w w w . H o r s e S h o w P a t t e r n s . c o m



Be ready at A.

1. When acknowledged, walk two horse lengths from A.
2. Jog to B.
3. Extended jog in a half circle until even with B.
4. Jog until even with A.
5. Stop even with A and back approximately one horse length.
6. Exit pattern at a walk.

Follow the instructions of your ring steward.

Walk	-----
Jog	- - - - -
Extended Jog	— — — —
Lope	— — — —
Lead Change	
Back	
Marker	(B)

[WH/WT-83]

Pattern Provided by:

*Terry Helder*