

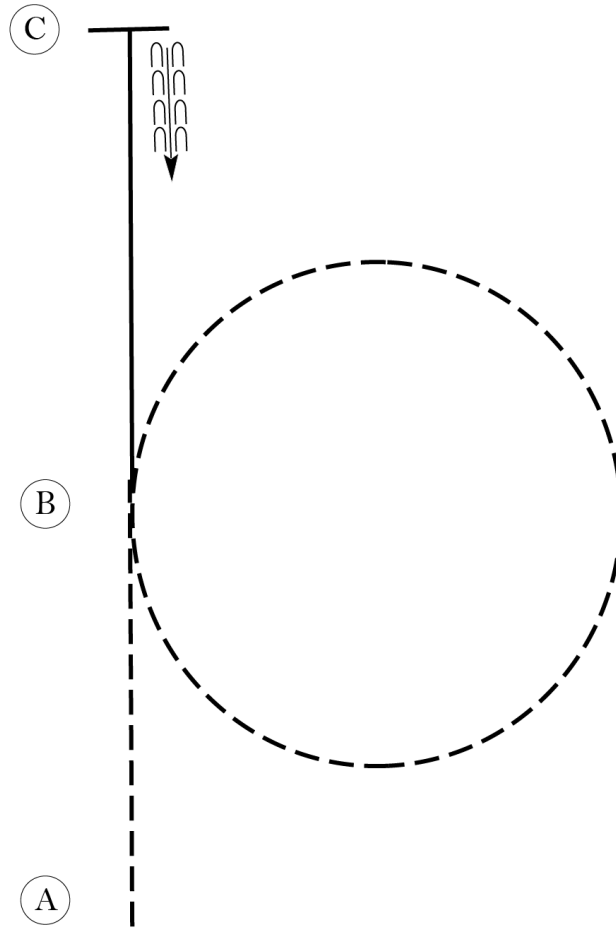
DMHC AND BURRO SHOW

ENGLISH Equitation (ALL)

Show Date: 08-20-2023

w w w . H o r s e S h o w P a t t e r n s . c o m

w w w . H o r s e S h o w P a t t e r n s . c o m



Be ready before A.

1. Sitting trot A to B.
2. At B, posting trot circle to the right on proper diagonal.
3. At B, canter on the left lead to C.
4. Stop at C and back approximately one horse length.

Walk	-----
Trot	- - - - -
Extended Trot	— — — — —
Canter	—————
Leg Yield	
Lead Change	↙ ↘
Back	← ← ← ← ←
Marker	⊙
Sidepass	← — — — — →
Hand Gallop	— — — — —

[HSE/1-2]

Pattern Provided by:

JUDGES

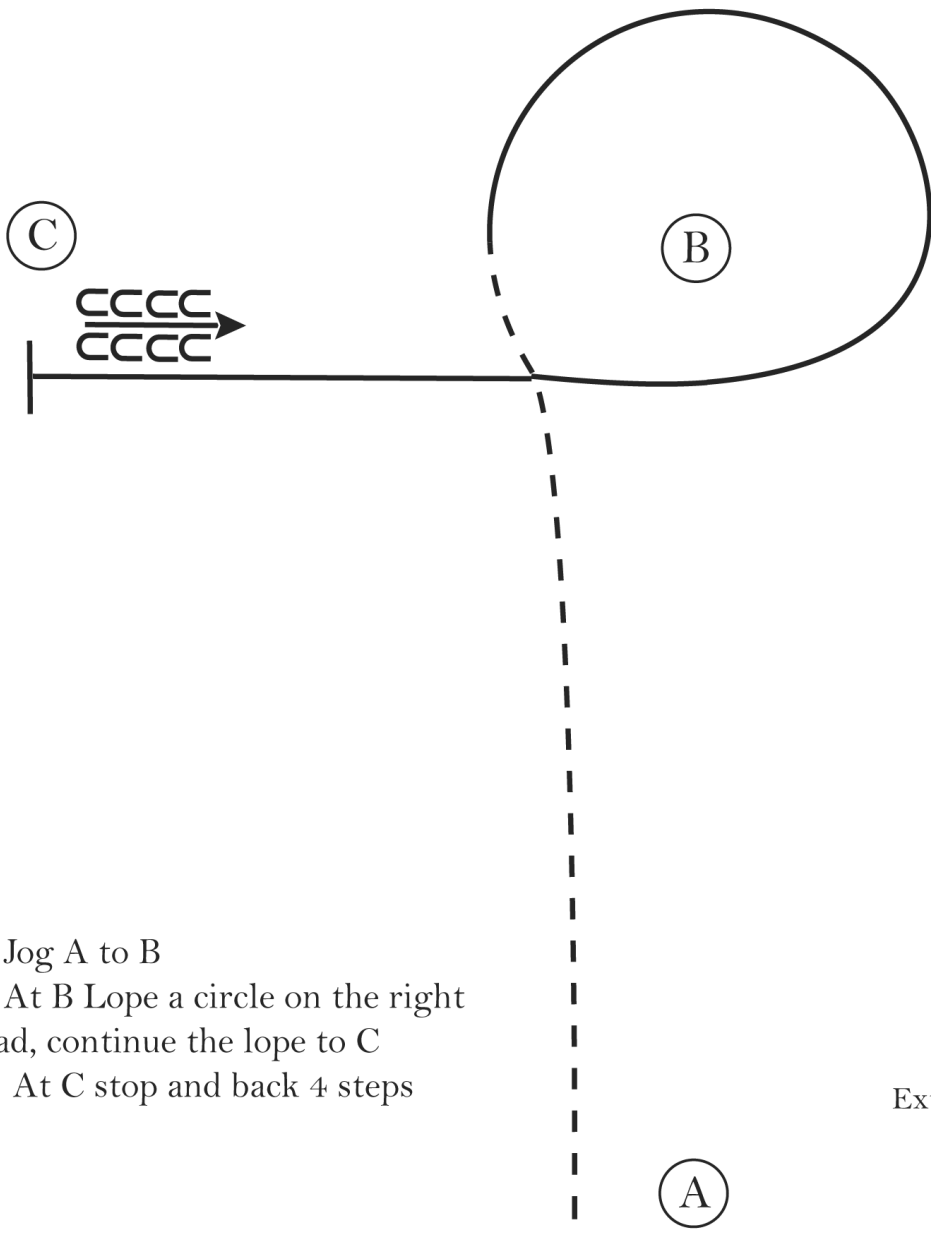
DMHC AND BURRO SHOW

Western Horsemanship (ADULT/14-18/10-13)

Show Date: 08-20-2023

w w w . H o r s e S h o w P a t t e r n s . c o m

w w w . H o r s e S h o w P a t t e r n s . c o m



1. Jog A to B
2. At B Lope a circle on the right lead, continue the lope to C
4. At C stop and back 4 steps

- Walk (dotted line)
- Jog - - - - - (dashed line)
- Extended Jog - - - - - (long dashed line)
- Lope ————— (solid line)
- Leg Yield ||||| (vertical bars)
- Lead Change / (diagonal slash)
- Back ←←←←← (left-pointing arrows)
- Marker (B) (circle with B)
- Sidepass ←←←←← (dashed left-pointing arrows)

[WH/1-7]

Pattern Provided by:
JUDGES

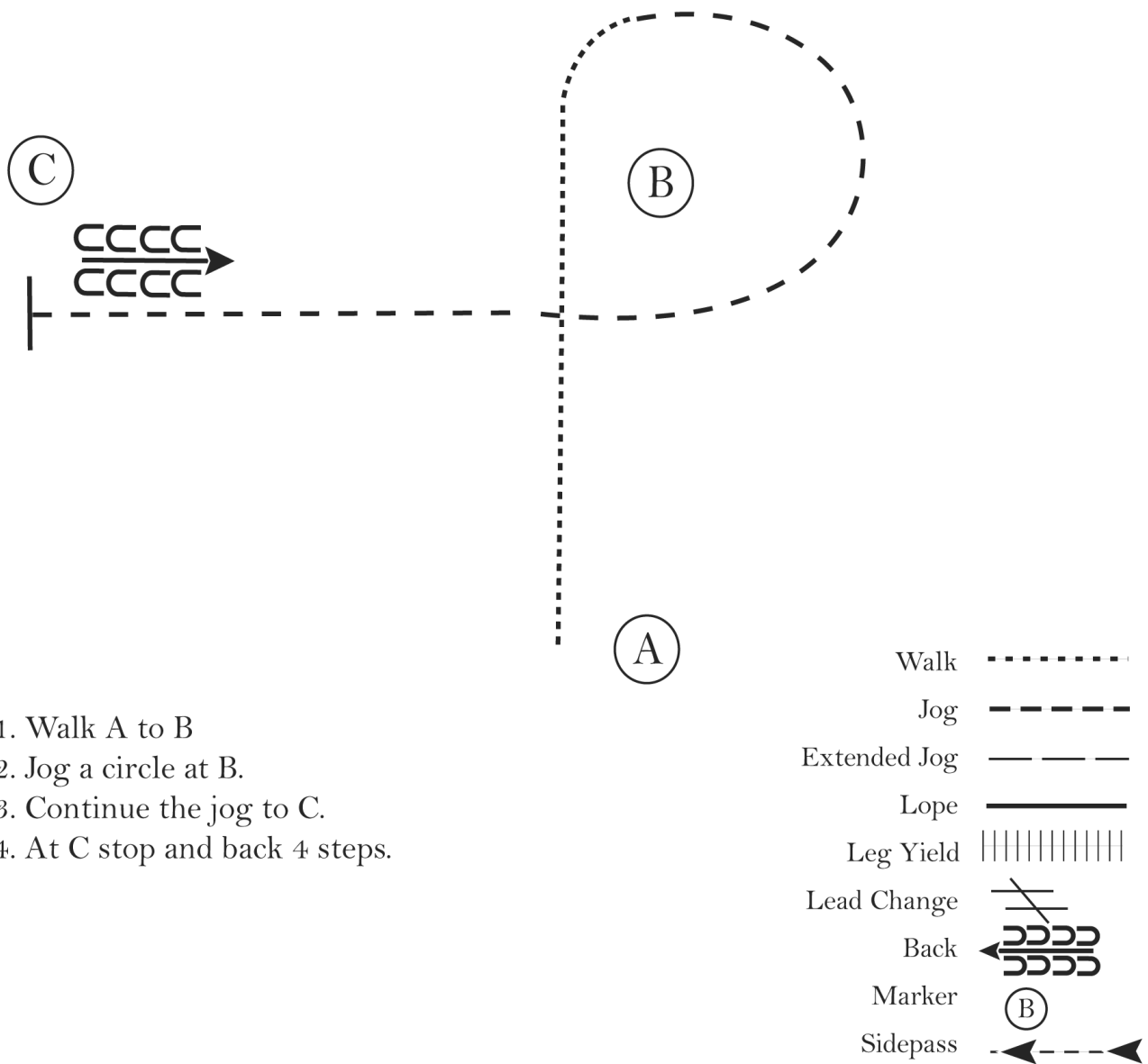
DMHC AND BURRO SHOW

Western Horsemanship (WJ ADULT-18)

Show Date: 08-20-2023

w w w . H o r s e S h o w P a t t e r n s . c o m

w w w . H o r s e S h o w P a t t e r n s . c o m



[WH/1-6]

Pattern Provided by:

JUDGES

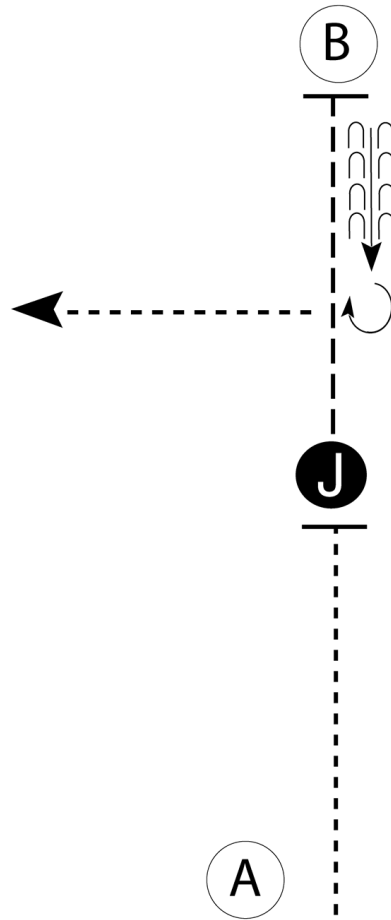
DMHC AND BURRO SHOW

Showmanship (ADULT/10-13/14-18)

Show Date: 08-20-2023

w w w . H o r s e S h o w P a t t e r n s . c o m

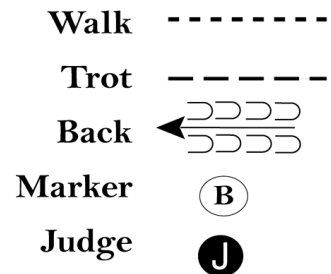
w w w . H o r s e S h o w P a t t e r n s . c o m



Be ready at A.

1. Walk from A to judge.
2. Stop and set up for inspection.
3. When dismissed, trot to B.
4. Stop at B and back approximately one horse length.
5. Perform a 270 degree turn.

Walk straight away and follow the instructions of your ring steward.



[S/1-60]

Pattern Provided by:

JUDGES

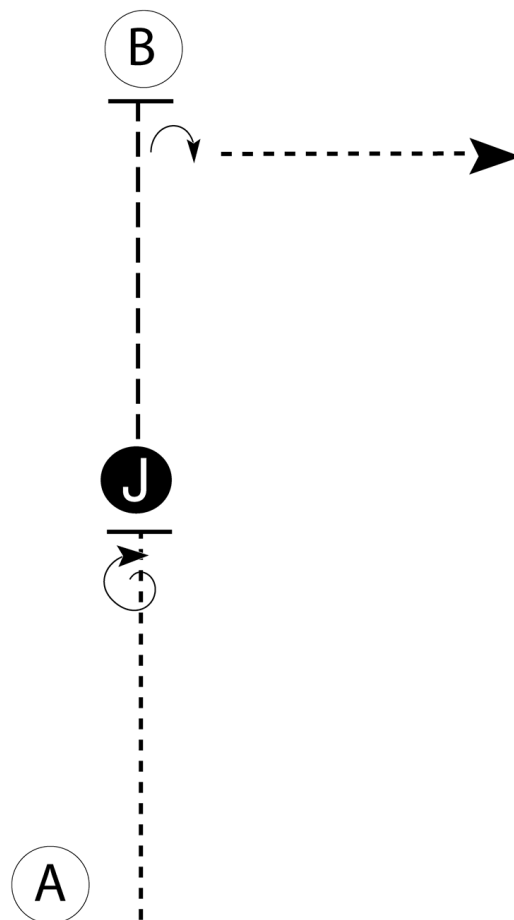
DMHC AND BURRO SHOW

Showmanship (MINI/WJ ADULT/18)

Show Date: 08-20-2023

w w w . H o r s e S h o w P a t t e r n s . c o m

w w w . H o r s e S h o w P a t t e r n s . c o m



Be ready at A.

1. Walk from A to judge.
2. Stop and set up for inspection.
3. When dismissed, perform a 360 degree turn.
4. Trot to B.
5. Stop at B and perform a 90 degree turn.

Walk straight away and follow the instructions of your ring steward.

Walk	-----
Trot	- - - - -
Back	← ⊃ ⊃ ⊃ ⊃
Marker	⊙ B
Judge	● J

[S/1-61]

Pattern Provided by:

JUDGES